

SAN PABLO POLICE DEPARTMENT

Monthly Statistics
July 2017



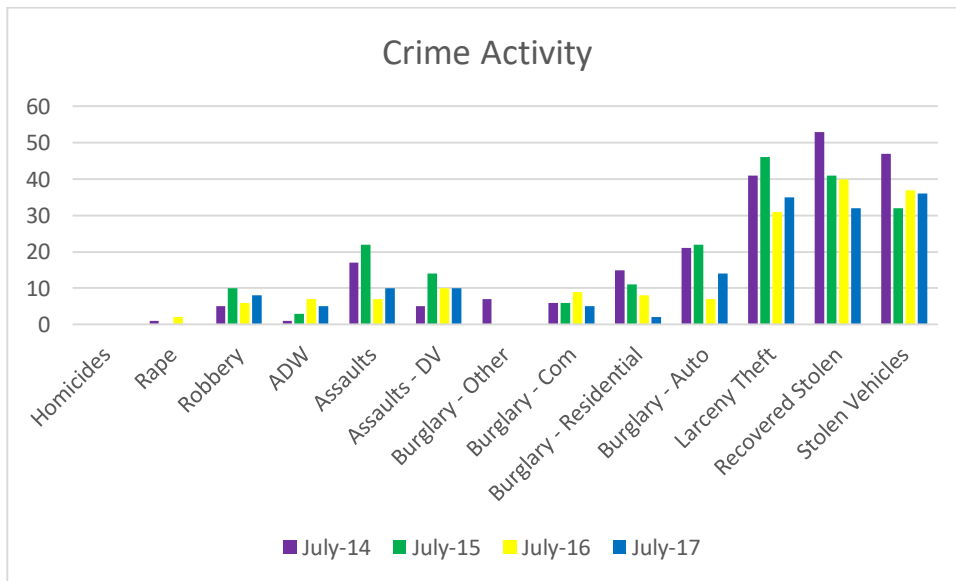
Part 1 Crimes

MAJOR CRIMES

	JUL 2014	JUL 2015	JUL 2016	JUL 2017	YTD 16	YTD 17	% Change
Homicides	0	0	0	0	0	0	0%
Rape	1	0	2	0	7	5	-29%
Robbery	5	10	6	8	44	65	47.727%
ADW	1	3	7	5	23	27	17.391%
Assaults	17	22	7	10	116	80	-31.034%
Assaults - DV	5	14	10	10	67	71	5.970%
Burglary - Other	7	0	0	0	0	3	300.000%
Burglary - Com	6	6	9	5	68	43	-36.765%
Burglary - Residential	15	11	8	2	50	42	-16.000%
Burglary - Auto	21	22	7	14	119	108	-9.244%
Larceny Theft	41	46	31	35	307	305	-0.651%
Recovered Stolen	53	41	40	32	273	213	-21.978%
Stolen Vehicles	47	32	37	36	222	217	-2.252%
YTD Crime Totals					1,296	1,179	-9.028%

****Information is time sensitive and subject to change upon further analysis****

****Numbers are subject to change and may not match UCR reported stats****

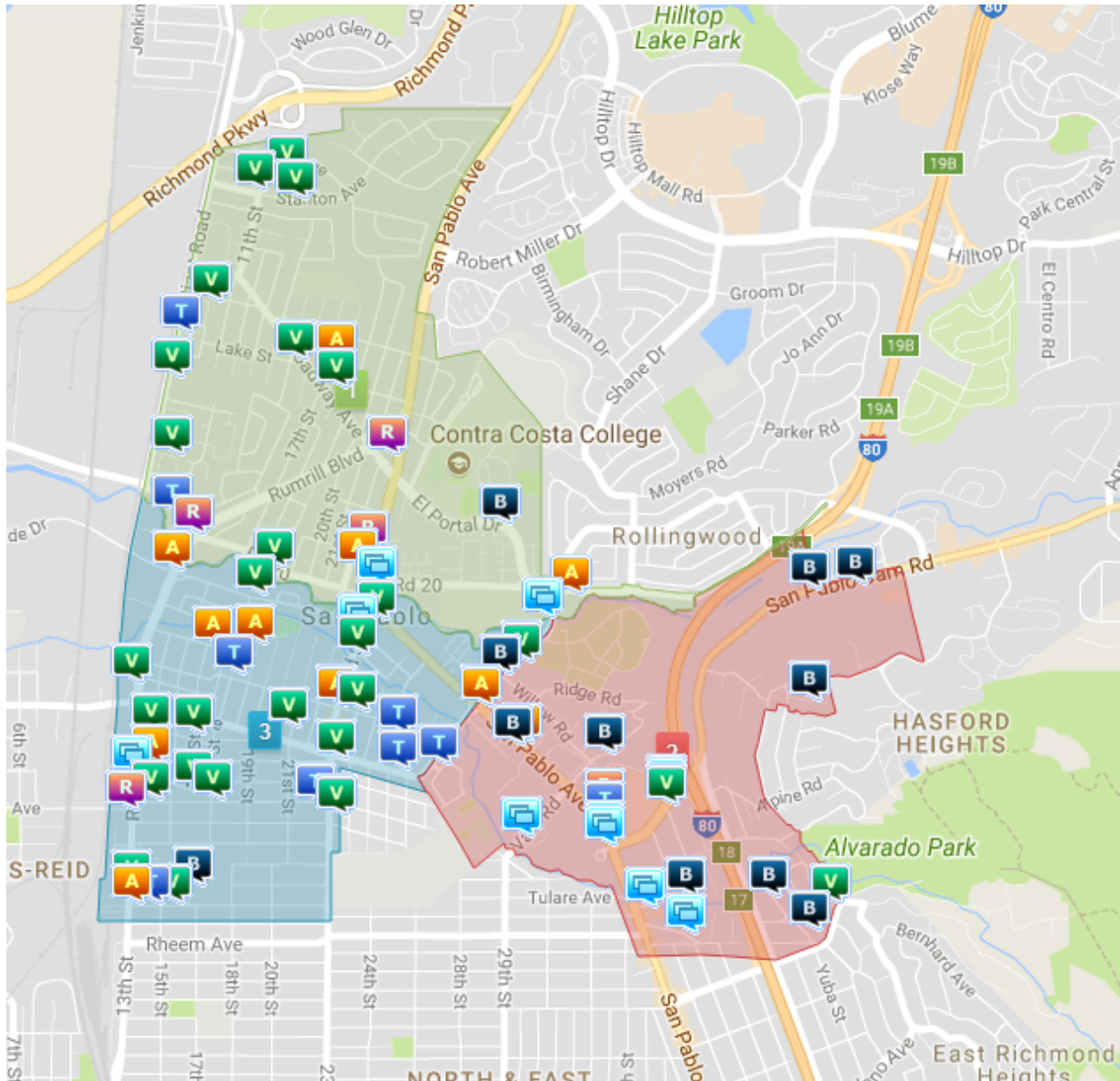


SAN PABLO POLICE DEPARTMENT

Monthly Statistics
July 2017



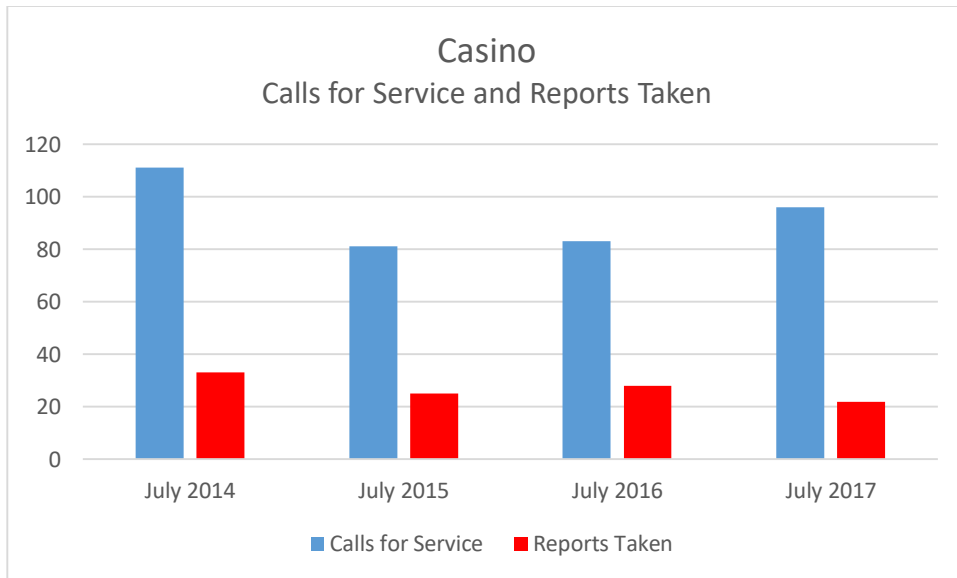
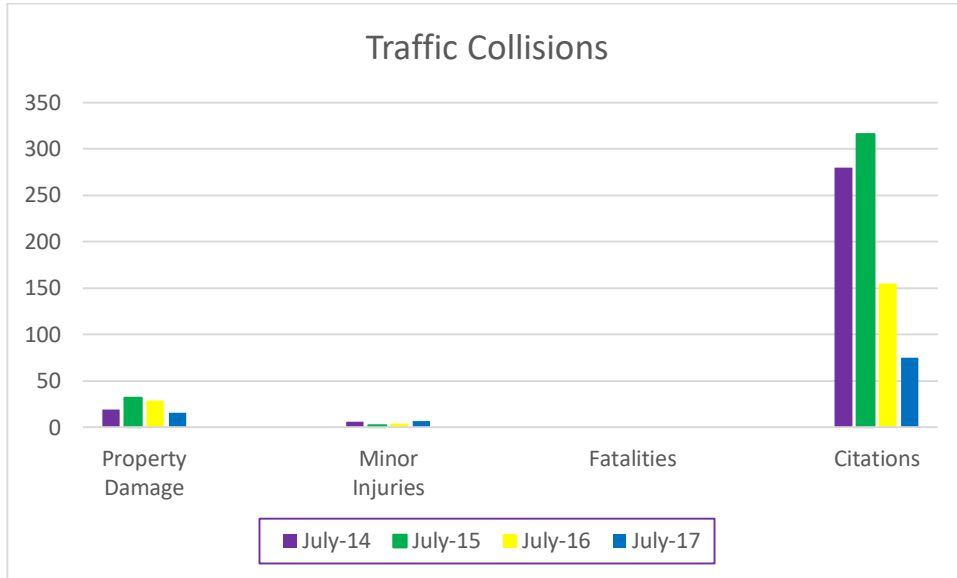
PART 1 CRIMES



A = Assault **B** = Burglary **H** = Homicide **R** = Robbery **T** = Theft **V** = Stolen/Recovered Stolen Vehicles
Folders represent multiple Part 1 Crimes in the same reporting area; map is time sensitive and subject to change.
Rapes are not shown to preserve victim confidentiality.

SAN PABLO POLICE DEPARTMENT

Monthly Statistics
July 2017



SAN PABLO POLICE DEPARTMENT

Monthly Statistics

July 2017



Call for Service by Hour

From: 07/01/2017 To: 07/31/2017

Call Type: All

Hour	SUNDAY		MONDAY		TUESDAY		WEDNESDAY		THURSDAY		FRIDAY		SATURDAY		TOTAL	
	CALLS	%	CALLS	%	CALLS	%	CALLS	%	CALLS	%	CALLS	%	CALLS	%	CALLS	%
1	17	0.8	3	0.1	9	0.4	7	0.3	12	0.5	8	0.4	17	0.8	73	3.3
2	12	0.5	13	0.6	7	0.3	9	0.4	8	0.4	5	0.2	15	0.7	69	3.1
3	12	0.5	6	0.3	7	0.3	11	0.5	5	0.2	7	0.3	8	0.4	56	2.5
4	8	0.4	10	0.4	8	0.4	4	0.2	4	0.2	10	0.4	7	0.3	51	2.3
5	16	0.7	8	0.4	7	0.3	8	0.4	7	0.3	6	0.3	8	0.4	60	2.7
6	9	0.4	8	0.4	6	0.3	4	0.2	1	0.0	2	0.1	4	0.2	34	1.5
7	8	0.4	7	0.3	8	0.4	7	0.3	4	0.2	3	0.1	5	0.2	42	1.9
8	5	0.2	15	0.7	9	0.4	14	0.6	14	0.6	8	0.4	10	0.4	75	3.4
9	13	0.6	28	1.3	9	0.4	12	0.5	8	0.4	11	0.5	12	0.5	93	4.2
10	21	0.9	24	1.1	13	0.6	14	0.6	15	0.7	7	0.3	20	0.9	114	5.1
11	13	0.6	10	0.4	9	0.4	21	0.9	11	0.5	6	0.3	23	1.0	93	4.2
12	16	0.7	14	0.6	11	0.5	14	0.6	14	0.6	14	0.6	9	0.4	92	4.1
13	15	0.7	23	1.0	12	0.5	18	0.8	13	0.6	8	0.4	18	0.8	107	4.8
14	18	0.8	26	1.2	12	0.5	11	0.5	9	0.4	15	0.7	18	0.8	109	4.9
15	11	0.5	18	0.8	12	0.5	18	0.8	17	0.8	21	0.9	15	0.7	112	5.0
16	13	0.6	25	1.1	13	0.6	19	0.9	17	0.8	16	0.7	12	0.5	115	5.2
17	15	0.7	16	0.7	8	0.4	15	0.7	14	0.6	17	0.8	17	0.8	102	4.6
18	6	0.3	21	0.9	14	0.6	16	0.7	17	0.8	20	0.9	15	0.7	109	4.9
19	20	0.9	17	0.8	19	0.9	28	1.3	14	0.6	17	0.8	17	0.8	132	5.9
20	20	0.9	21	0.9	16	0.7	8	0.4	15	0.7	20	0.9	24	1.1	124	5.6
21	27	1.2	19	0.9	26	1.2	16	0.7	16	0.7	18	0.8	31	1.4	153	6.9
22	12	0.5	19	0.9	17	0.8	16	0.7	15	0.7	18	0.8	30	1.3	127	5.7
23	17	0.8	18	0.8	10	0.4	11	0.5	12	0.5	14	0.6	23	1.0	105	4.7
24	26	1.2	12	0.5	8	0.4	4	0.2	11	0.5	9	0.4	16	0.7	86	3.9
Totals	350	15.7	381	17.1	270	12.1	305	13.7	273	12.2	280	12.5	374	16.7	2233	100.0

SAN PABLO POLICE DEPARTMENT

Monthly Statistics
July 2017



Average Response Times

CALLS RECEIVED TO TIME OF ARRIVAL

	Priority 1 Calls	Priority 2 Calls	Priority 3 Calls	Priority 4 Calls
June 2017	6:40	12:01	9:25	19:11
July 2017	8:08	12:50	10:26	20:50

DISPATCHED TO TIME OF ARRIVAL

	Priority 1 Calls	Priority 2 Calls	Priority 3 Calls	Priority 4 Calls
June 2017	3:41	5:09	3:41	7:50
July 2017	4:51	5:12	4:13	9:07

COMBINED AVERAGE FOR ALL CALLS

CALLS RECEIVED TO TIME OF ARRIVAL

July 2016	10:45
July 2017	13:40

DISPATCHED TO TIME OF ARRIVAL

July 2016	4:24
July 2017	5:43

YEAR-TO-DATE AVERAGE

CALLS RECEIVED TO TIME OF ARRIVAL

	PRIORITY 1 CALLS	PRIORITY 2 CALLS	PRIORITY 3 CALLS	PRIORITY 4 CALLS
2016	6:15	10:19	8:11	16:45
2017	7:53	11:55	9:03	18:58

DISPATCHED TO TIME OF ARRIVAL

	PRIORITY 1 CALLS	PRIORITY 2 CALLS	PRIORITY 3 CALLS	PRIORITY 4 CALLS
2016	3:07	4:48	3:11	6:44
2017	3:56	5:11	3:34	7:36

Priority 1 Calls: Require an immediate police response to preserve life or apprehend a felony suspect (e.g.: in-progress assault).

Priority 2 Calls: Are "Priority 1" calls that are 5 to 15 minutes old at the time of call.

Priority 3 Calls: Require an urgent response (e.g.: in-progress disturbances, in-custody cases, property damage collisions, etc.).

Priority 4 Calls: Require a police response in a timely manner (e.g.: cold crime reports, civil standbys, etc.).